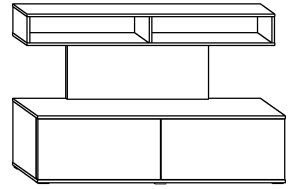




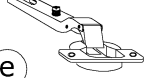

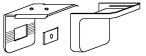

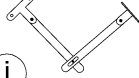














REX

- 140 + 940 \ 36







x 6  a	x 20  b	x 12  c	x 12  d	x 4  e	x 4  f
x 2 kpl.  g	x 6  h	x 2  i	x 2  j	x 2  k	 40 min 
x 28 (3,5x16)  m	x 12 (4x20)  n	x 4 (6,2x13)  o	x 80  p	x 1  r	

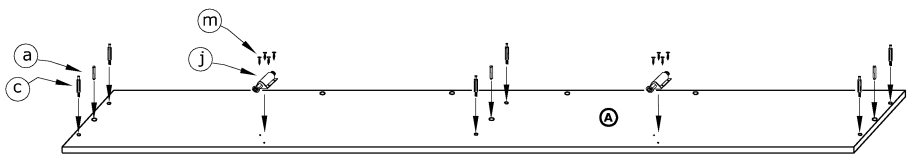
1 - FAZY MONTAŻU

A - OZNACZENIE ELEMENTÓW


a - OZNACZENIE AKCESORIÓW

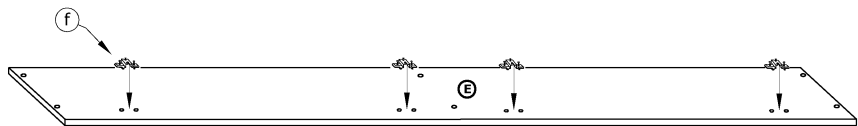
1

x 3  a	x 6  c
x 2  j	x 8 (3,5x16)  m





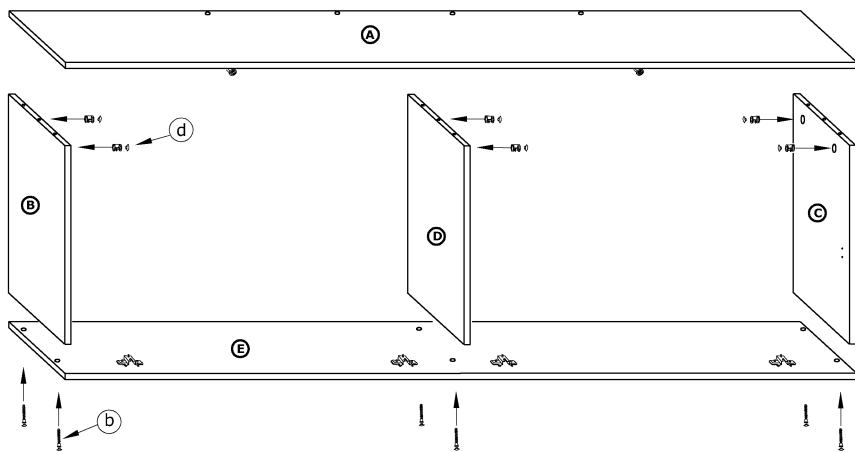
2

x 4  f
--





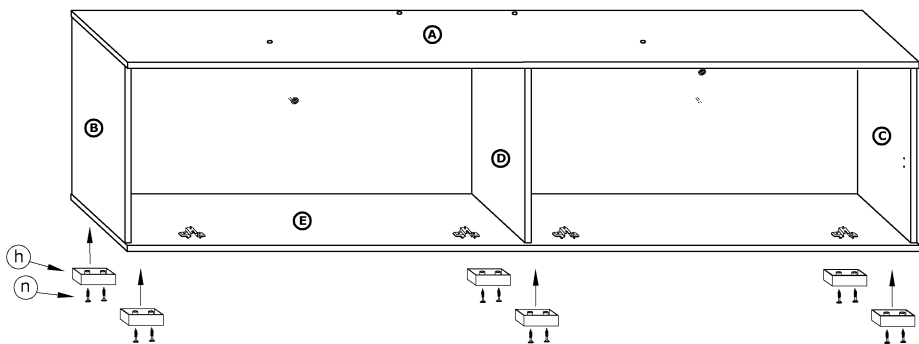
3

x 6  b
x 6  d







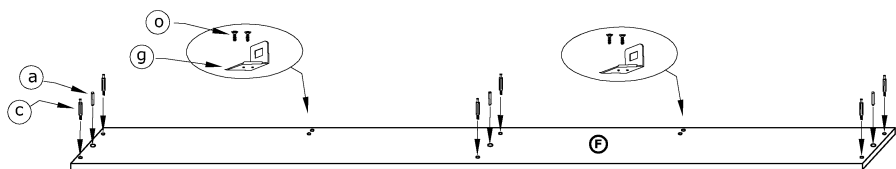
4

x 6  h
x 12 (4x20)  n

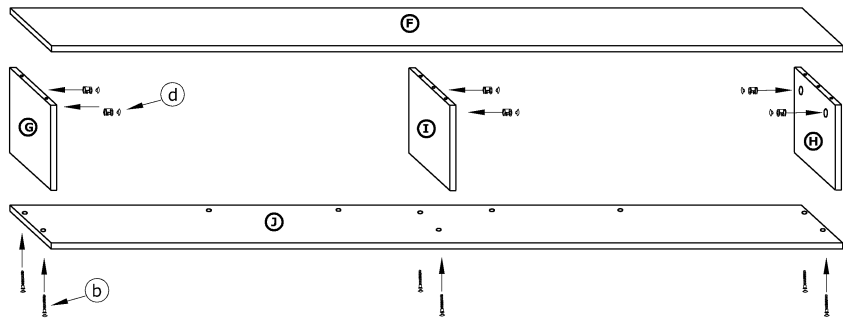


5

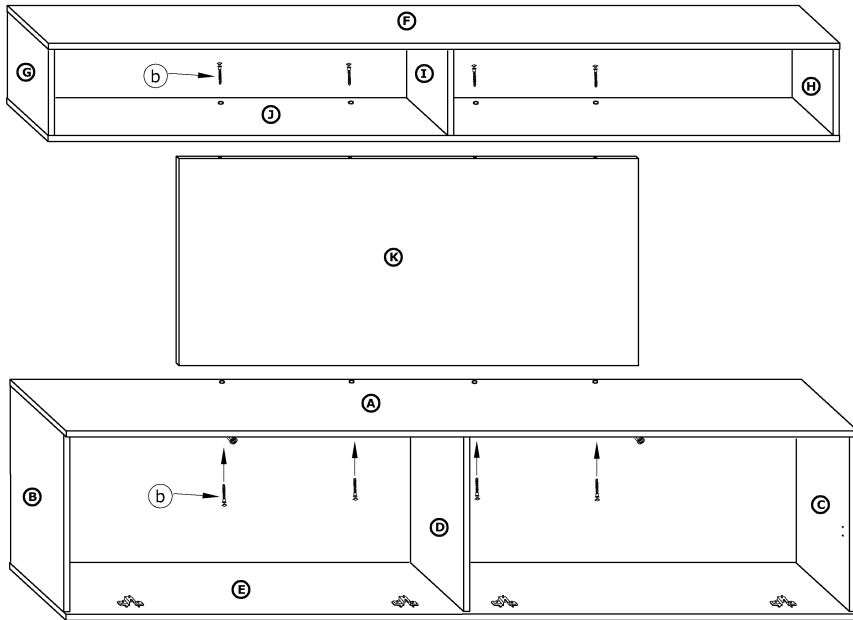
x 3  a	x 6  c
x 2  g	x 4 (6,2x13)  o



- 6**
- x 6
 - b
 - x 6
 - d



- 7**
- x 8
 - b



- 8**
- x 4
 - e
 - x 2
 - i
 - x 2
 - k
 - x 20 (3,5x16)
 - m
 - x 80
 - p

