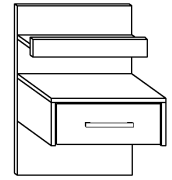


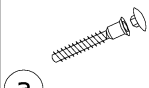


# VERA - STOLIK NOCNY

→ 44 ↑ 64 ↘ 35

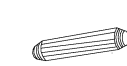


x 12



(a)

x 2



(b)

x 12



(c)

x 12



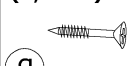
(d)

x 1



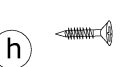
(f)

x 4  
(3,5x30)



(g)

x 12  
(4x16)



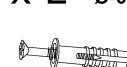
(h)

x 2



(i)

x 2  $\varnothing$ -6



(j)

x 10




(k)

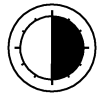
x 1



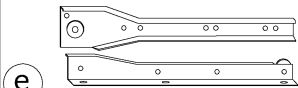
(l)



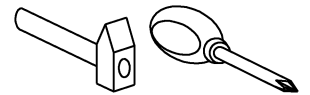
30 min



x 1 kpl. (250 mm)



(e)

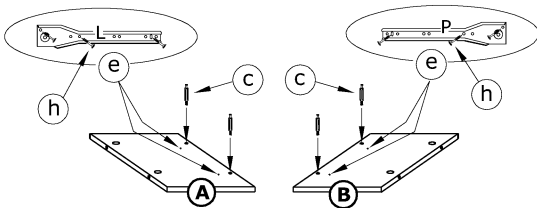


1 - FAZY MONTAŻU

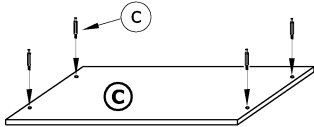
A - OZNACZENIE ELEMENTÓW

a - OZNACZENIE AKCESORIÓW

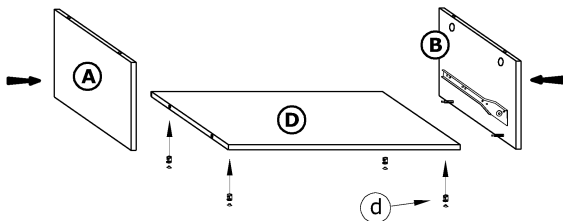
1



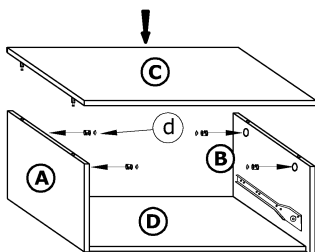
2



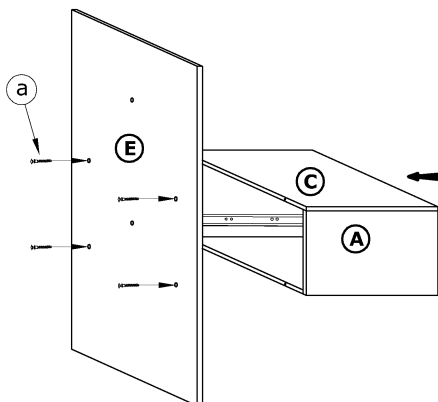
3



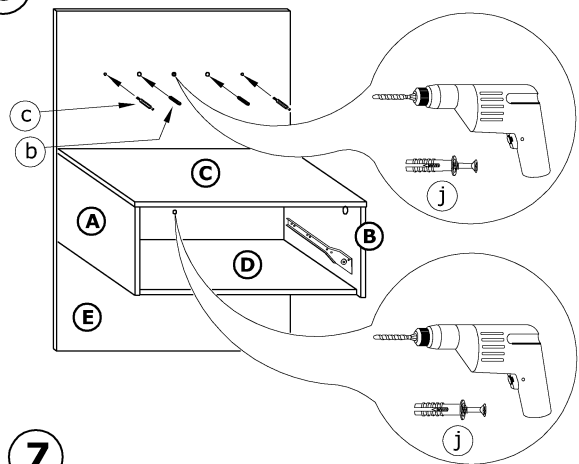
4



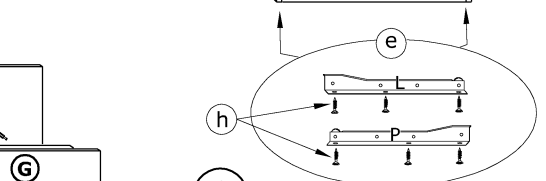
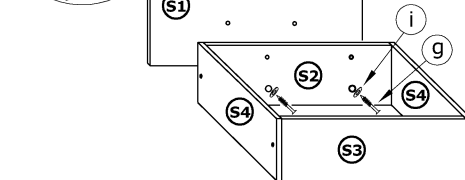
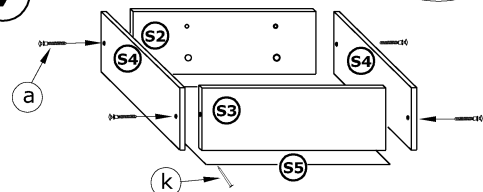
5



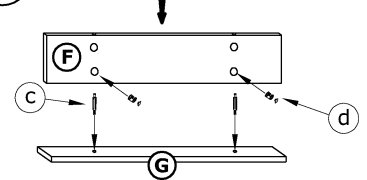
6



7



8



9

