

x 36



(a)

x 4



(b)

x 4



(c)

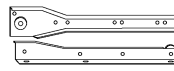
x 4



(d)

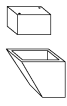
x 4 kpl.

(400 mm)



(e)

x 4



(f)

x 16

(3,5x30)



(g)

x 56

(4x16)



(h)

x 70



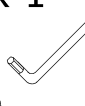
(i)

x 8

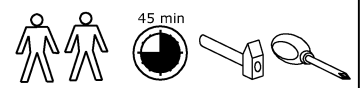


(j)

x 1



(k)



1 - FAZY MONTAŻU

A - OZNACZENIE ELEMENTÓW

a - OZNACZENIE AKCESORIÓW

